

# IPS e.max<sup>®</sup> Press Impulse

In pursuit of nature




**all** ceramic  
**all** you need

# IPS **e.max**<sup>®</sup> Press Impulse

Ingots with an added Impulse



## IPS e.max® Press: The expanded ingot concept ...



The IPS e.max® Press lithium disilicate (LS<sub>2</sub>) ingots are available in four levels of translucency (HT, LT, MO, HO). The range has now been expanded to include Impulse ingots (Value, Opal).














The new Impulse ingots are available in three brightness values (Value 1, 2, 3) and two opalescent shades (Opal 1, 2). These ingots are mainly used to fabricate thin veneers, veneers, table tops as well as partial and single crowns.

The suitable ingot can be selected according to the preferred processing technique (staining or cut-back technique) and the clinical case at hand.

### The highlights

- Lithium disilicate glass-ceramic (LS<sub>2</sub>) with a strength of 400 MPa
- Opal ingots for highly esthetic, minimally invasive veneers with a thickness of 0.3 mm
- Value ingots for lifelike brightness values in crowns

## ... with the new Impulse ingots

Translucency Levels	Processing Technique			Indications								
	Staining Technique	Cut-Back Technique	Layering Technique	Table Tops	Thin Veneers	Veneers	Inlays	Onlays	Partial Crowns	Anterior Crowns	Posterior Crowns	3-Unit Bridges <sup>1</sup>
<b>High Translucency</b> 				✓*	✓*	✓	✓	✓	✓	✓	✓	✓
<b>Low Translucency</b> 					✓*	✓			✓	✓	✓	✓
<b>Medium Opacity</b> 										✓	✓	✓
<b>High Opacity</b>  CR %										✓	✓	✓
<b>Impulse</b> 				✓*	✓*	✓			✓	✓	✓	✓

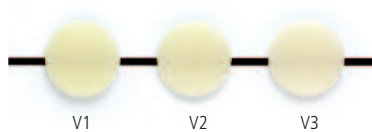
\* The cut-back technique must not be used for the fabrication of table tops and thin veneers. <sup>1</sup> only up to the second premolar as the distal abutment

## The Value ingots



The different brightness values of the Value ingots allow an optimum integration of the restoration into the surrounding tooth structure.

Therefore, it does not matter whether the restoration is to be integrated into an existing dentition exhibiting a natural brightness value or whether the brightness is to be individually adjusted in the case of a differing shade of the prepared tooth. The Value ingots offer different brightness values, whereas 1 is the lowest and 3 the highest.



## Specially bright – Value



Matt Roberts, USA

### MATT ROBERTS, DENTAL TECHNICIAN, USA

“ The new IPS e.max Impulse ingots are the most exciting esthetic development I have seen in many years. The value ingots allow me to replicate the optically denser natural dentition that has previously been challenging for ceramists to match. ”



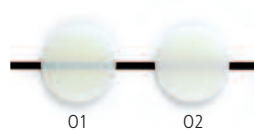
## The Opal ingots



The unique opalescence and strength of the Opal ingots allow the material to be used as an "enamel replacement". Given the opalescence exhibited by the material, these ingots can be used for the fabrication of highly esthetic and minimally invasive restorations, particularly thin veneers.



The Opal ingot versions 1 and 2 offer different, decreasing levels of opalescence coupled with increasing brightness values, similar to IPS e.max Ceram Opal Effect materials.



## Enamel-like esthetics – Opal



Michele Temperani, Italy

**MICHELE TEMPERANI, DENTAL TECHNICIAN, ITALY**

“ I am very impressed by the new Opal ingots. Why? Because it is like pressing a layer of natural enamel. The combination of opalescence and strength allows me to fabricate thin restorations that are at a level of a quality not achievable with ordinary materials. A perfect solution for very thin veneers. ”



## Optimum press results



Programat EP 3000

The latest generation of ceramic and press furnaces are optimally adjusted to Ivoclar Vivadent materials. Furthermore, they offer excellent firing and press results for your ceramic restorations.

The third generation of press furnaces – Programat® EP 3000 and Programat® EP 5000 – are combination furnaces. They are also equipped with the tried-and-tested QTK muffle technology for the firing of ceramic materials. The electronic press drive with precise force regulation ensures optimum press results.



Programat EP 5000

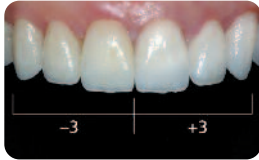
### Note:

Use the HT press program for the pressing of IPS e.max Press Impulse ingots. A software update might be required for the Programat® EP 3000 and EP 5000 press furnaces in order to directly select the IPS e.max Press HT press parameters according to the investment ring size. Please also refer to the IPS e.max Press Instructions for Use.

## Highly esthetic cementation



Variolink Veneer



Variolink Veneer Value concept



Multilink Automix

An excellent adhesive bond to the tooth structure and high esthetics are achieved by seating IPS e.max Press Impulse restorations with the esthetic luting composite Variolink® Veneer. Variolink Veneer is available in seven brightness values. The desired shade effect of a restoration can thus be optimally adjusted to the clinical situation.

The universal, self-curing luting composite Multilink® Automix or the self-adhesive, self-curing resin cement SpeedCEM® can be used for the cementation of IPS e.max Press Impulse crowns.

Generally, the adhesive (Variolink II, Multilink Automix), self-adhesive (SpeedCEM®) or conventional cementation (Vivaglass® CEM) technique can be used to cement IPS e.max Impulse restorations depending on the indication.

# IPS e.max® Press Impulse

**all** ceramic  
**all** you need



This product forms part of our "All-Ceramics" and "Implant Esthetics" competence areas. All the products of these areas are optimally coordinated with each other.

[www.ivoclarvivadent.com](http://www.ivoclarvivadent.com)

**Ivoclar Vivadent AG**

Bendererstr. 2 | FL-9494 Schaan | Principality of Liechtenstein  
Tel.: +423 / 235 35 35 | Fax: +423 / 235 33 60

  
passion vision innovation